

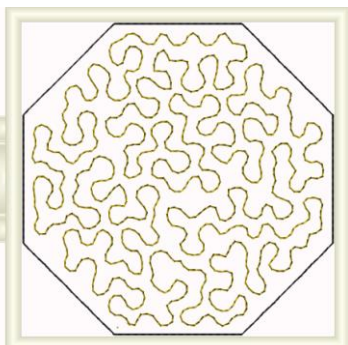


With Joanne Banko  
[www.letsdosew.com](http://www.letsdosew.com)




**It's Sew Easy TV Show** 1506-2 featured Embroidered Coasters with an Organza Gift Bag. My coasters were created using built in designs on the Brother NS1750D Sewing and Embroidery Combo machine. The coaster design featured a combination of a built-in monogram and a built-in octagon frame shape. All Brother embroidery machines have these shapes built-in to the embroidery design menu. I have created three free alternative designs for you to download from [letsdosew.com](http://letsdosew.com).

Please note design size requirements for each file and check to be sure it will fit in your hoop. Follow basic \*show instructions for creating the coasters, cutting appropriately sized fabric and batting to fit in the hoop, and then cutting backing pieces large enough to create the overlap for back of coasters. Reference Step #8 in the original instructions for size and placement of the back pieces. Be sure to thoroughly tape edges of backing pieces to avoid shifting during embroidery. Feel free to skip the stippling in these designs and add a monogram or other motif. You can also consider stitching the stippling in a thread to match the fabric and then adding other designs on top. Another option would be to add a monogram on top of the stippling. It's important to know that the straight stitch outline must be stitched last, after you place the backing pieces over the top. \* [CLICK HERE](#) to download original show instructions from the It's Sew Easy TV website.



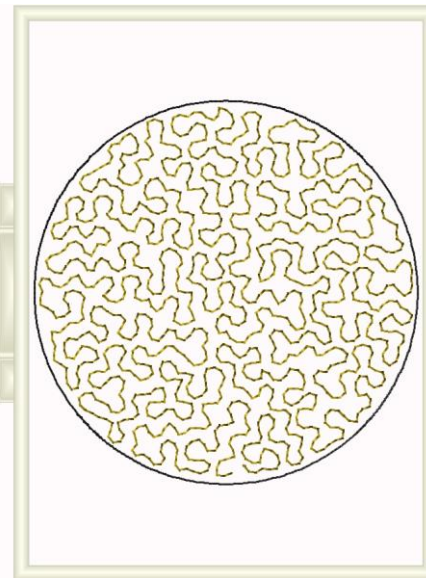
**Bonus\_Octagon Coaster\_4inch.pes**

Size :		Stitch count :	
Width = 3.89 inch		1264	
Height = 3.89 inch			
Total Colors:			
	Basic Name	Code	Brand
1:	BRASS	328	EMBROIDERY
2:	DARK GRAY	707	EMBROIDERY



**Bonus\_Square\_Coaster\_5X7.pes**

Size :		Stitch count :	
Width = 4.98 inch		2025	
Height = 4.99 inch			
Total Colors:			
	Basic Name	Code	Brand
1 :	BRASS	ETP330	Brother Enhanced
2 :	DARK GRAY	ETP900	Brother Enhanced



**Bonus\_Round\_Coaster\_5X7.pes**

Size :		Stitch count :	
Width = 4.98 inch		2025	
Height = 4.99 inch			
Total Colors:			
	Basic Name	Code	Brand
1 :	BRASS	ETP330	Brother Enhanced
2 :	DARK GRAY	ETP900	Brother Enhanced

**Note:** For a 5 X 7 coaster design you will need the following pieces:

- One piece of fabric measuring approximately 10-inches wide X 13-inches long for coaster, plus a matching piece of batting.
- Two pieces measuring 8-inches wide X 7-inches long for back of coaster. Fold each piece wrong sides together to equal 4-inches wide X 7-inches long.

I hope you enjoy these designs! Feel free to drop me a line with comments or questions at:

[joannebanko@letsgosew.com](mailto:joannebanko@letsgosew.com)